

End User Guide  
**Assessment Filtering**



**TrackOne**  
S T U D I O

The following screens show where assessment filtering can be applied in the Suite.

## Student: External Assessment Snapshot (Student Details)

Location: *Student Results > School Results*

Student Details

Print Student Profile

Student Code: S825665 Dob: 23-May-2001 LUI: 8125694086 Learning Enrichment: N

Given Name(s): Scarlett Dot: Current QCAA: 17263100101

Surname: Glover Doe: 01-Jan-2014 LOTE Status: No

Year Level: Year 12 Sex: Female ATSI Status: Unknown

Student Notes: (Confidential) House: White

GPA: 12.33 (B+) (prev:13 (A-)) Engagement: 13 (Excellent) (prev:13 (Excellent))

External Assessment Snapshot

**Year 9 NAPLAN (2015)**

Spelling Band 9

Grammar & Punctuation Band 9

Writing Band 8

Reading Band 10

Numeracy Band 10

**Year 10 PAT-R Comprehension (2016)**

PAT-R Comp Scale Score 154.1

PAT-R Comp Stanine 7

PAT-R Comp Test Number 10

**Year 10 PAT-Maths (2016)**

PAT-Maths Scale Score 156.9

PAT-Maths Norm Stanine 7

PAT-Maths Test Number 10

**Year 10 AGAT (2016)**

AGAT Scale Score 152.7

AGAT Stanine 9

**Year 10 PAT-Spelling (2016)**

PAT-Spelling Scale Score 172.6

PAT-Spelling Stanine 7

PAT-Spelling Test Number 10

**Year 8 SA Spelling Test (2014)**

Spelling Age 16

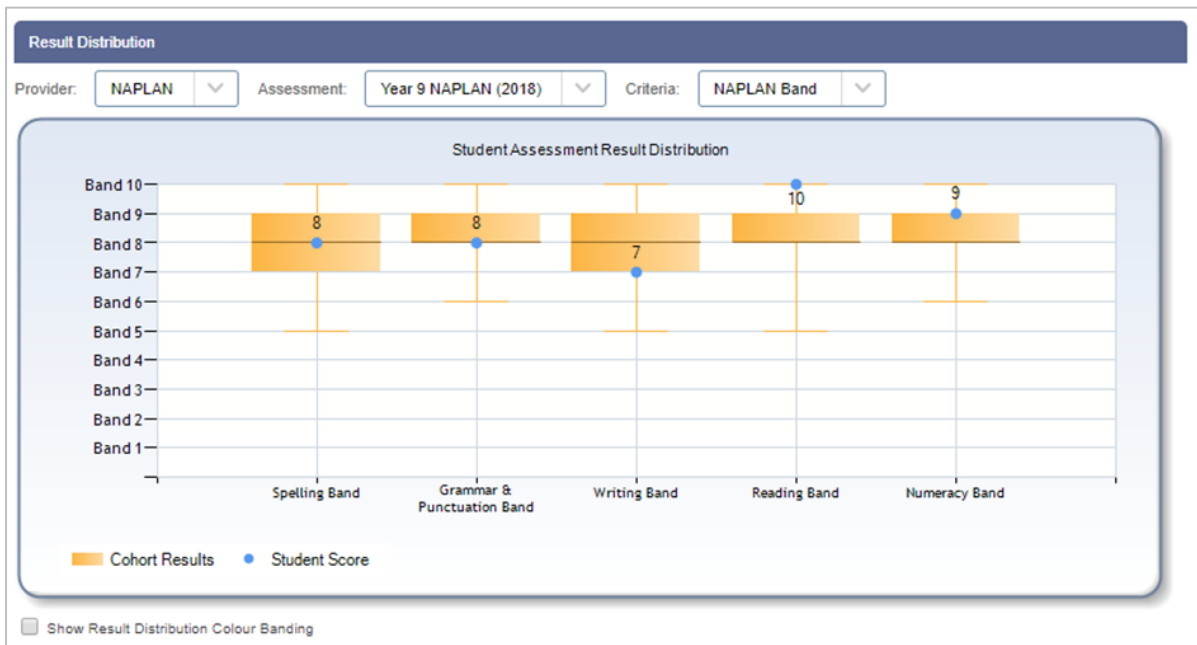
## Student: Assessment Results Table

Location: *Student Results > External Results*

Assessment Results		
Provider:	ACER	
Section	Criteria	Result
Year 7 PAT-Maths (2018)		
Results	PAT-Maths Raw Score	23
	PAT-Maths Scale Score	133
Normative Results	PAT-Maths Norm Stanine	Stanine 5
	PAT-Maths Norm Percentile	45
	PAT-Maths Reference Year	7
Metadata	PAT-Maths Test Number	7
Year 7 PAT-R Comprehension (2016)		
Results	PAT-R Comp Raw Score	28
	PAT-R Comp Scale Score	140.9
Normative Results	PAT-R Comp Stanine	Stanine 6
	PAT-R Comp Percentile	77

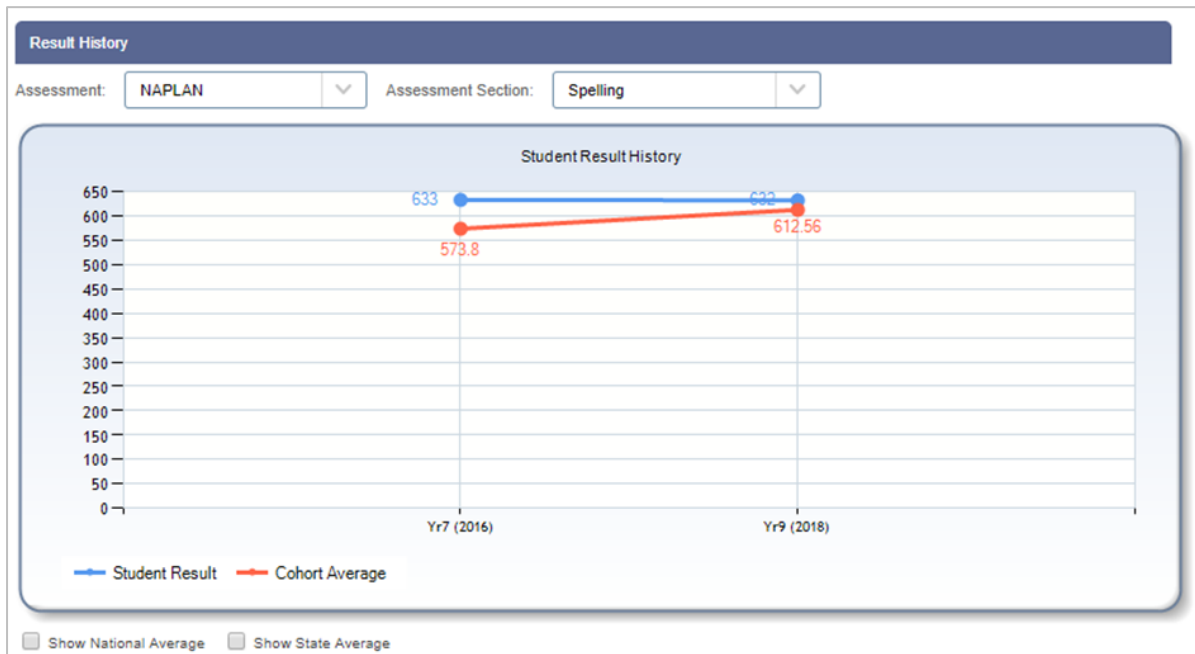
## Student: Result Distribution Chart

Location: *Student Results > External Results*



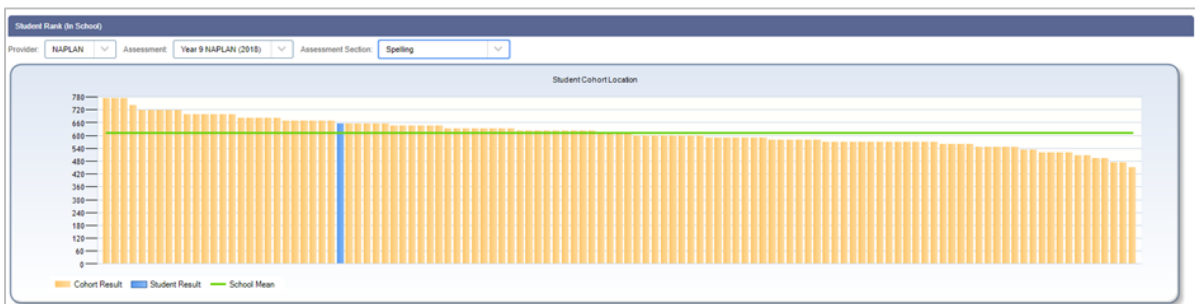
## Student: Result History Chart

Location: *Student Results > External Results*



## Student: Rank (In School)

Location: *Student Results > External Results*



## Class: Teacher Class Summary

Location: *Class Results > Class Summary*

Class Summary

Class Distribution

Year Group: 9

Subject Code: 7001

Class: B-ABS

Subject Description: English

Department: ENG

Class Summary

Show Additional Student Details

Show Student Goals

Show Subject Results

Show Engagement

Show Core Summary

Show Absence Analysis

Show External Results

Student Details

Code

Class Name

Family Name

Interest

Semester 1, 2018

Interest

Semester 2, 2017

Semester 1, 2017

Interest

Engagement Semester 1, 2018

Interest

Engagement Semester 2, 2017

Engagement Semester 1, 2017

Overall GPA

Spelling Band

Grammar & Punctuation Band

Writing Band

Reading Band

Numeracy Band

2645525

Freya

Atkins

A

A

A-

Excellent

Excellent

Excellent

13.78 (A-)

9

9

8

9

10

3242566

Reuben

Bartley

B+

B-

B-

Good

Excellent

Excellent

11.67 (B)

7

8

7

8

8

3214229

Teddy

Beaton

B+

C+

B

Excellent

Excellent

Excellent

12.44 (B+)

9

10

8

10

10

3415332

Evie

Bussell

B

B-

B+

Excellent

Excellent

Excellent

10.33 (B-)

6

8

9

8

8

## Class: Teacher Class Overview

Location: [Class Results](#) > [Class Overview](#)

Teacher - Find Class (Year 12, Subject English (ENG - 0001), Class 1A - ABS, Semester 1, 2018)

Year:Year 12

Subjects:English (ENG - 0001)

Class:1A - ABS

Find

Select additional subjects for comparison

Filter External Assessments

Class Overview

Class Distribution

Go to: Subject Results

Year Group: 12

Subject Code: 0001

Class: 1A - ABS













Subject Description: English

Department: ENG

Class Overview

Subject Averages: C+

Subjects Legend: English (AB)English

Student Details						Subject Results					Subjects Legend: English (AB)English		
Student	Class	Sex	Home	Age	Time At School	Term	Subject Result: Semester 1, 2018	Term	Previous Subject Result	Subject History	Semester 1, 2018	Semester 2, 2017	Semester 1, 2017
 5749663 Maya Beason	1A	F	B	-	5y 4m		A-		B+		12 (B+)	11 (B)	12 (B+)
 5456622 Eve Bebberton	1A	F	W	-	2y 4m		C		C-		7.67 (C-)	7.6 (C-)	7.8 (C-)
 5171117 Kiera Blair	1A	F	G	10y 3m	5y 4m		B-		B		11 (B)	10.83 (B-)	10.33 (B-)

## Class: Placemat (External Assessment Heatmap)

Location: [Class Tools](#) > [Class Placemat](#)

Teacher Placemat - Find Class (Year 9, Subject English (ENG - 7001), Class B - ABS, Semester 1, 2018)

Year:Year 9

Subjects:English (ENG - 7001)

Class:B - ABS

Find

Class Placemat

View My Archived Placemats | Print Class Placemat

Placemat Period: Semester 1, 2018. Comparison Period: Semester 2, 2017.

	A	B	C	Below Standard	No Result	Pass Rate
Current:	6 (20.0%)	18 (60.0%)	6 (20.0%)	0	0	0%
Target:						

A

Aldins, O'Hara;  
Curle, Grady; Hudson; Sayer;  
Hebb; Millard; Rudkin; Spencer;  
Gully; Hebb; Lake; Mccallum; Robb; Wiggins;

B

Barndley; Russell; Hanly; Luchapelle; Lake; Pearson; Pilley; Vitis;

C

Beaton; Larchbury; Wiggins; Williamson; Ziegler;

Moss;

Below Standard

No Result

A Level: (Restricting Factors / Improvement Strategies)

B Level: (Restricting Factors / Improvement Strategies)

C Level: (Restricting Factors / Improvement Strategies)

Number Of Student In Class: 30

Average Student GPA: B

Average Subject GPA: B

Average Student Engagement: Good

Enter Academic Notes...

Enter Pastoral Notes...

Enter Other Notes...

No students at risk found

At Risk Students: Subject GPA less than 7. Engagement GPA less than 3. GPA less than 7. Absence Incidences (in the last 100 days): Absent From School, more than 10 instances Late For School, more than 5 instances

External Heatmap

NAPLAN, Year 9

Name	Spelling Band	Grammar & Punctuation Band	Writing Band	Reading Band	Numeracy Band
Emily Hebb	10	9	9	10	8
Noah Hebb	8	8	8	8	8
Jamie Mccallum	10	8	9	9	9
Kai Millard	10	10	9	10	10
Eve O'Hara	10	10	8	9	9
Fiona Aldins	9	9	8	9	10
Teddy Beaton	9	10	8	10	10
Alexander Wiggins	9	8	8	8	8
Layla Curle	8	9	9	9	9
Maddison Grady	8	9	7	10	8
Lola Gully	8	9	8	8	7
Riley Moss	8	9	7	8	10
Eve Pearson	8	7	8	8	9
Matilda Pilley	8	7	8	8	7
Luca Robb	8	8	7	8	7
Harley Ziegler	8	9	7	8	9

## External Results: Assessment Results: Overview Table

Location: [External Results](#) > [Assessment Results](#)

Assessment Results

Provider:

NAPLAN

Assessment:

NAPLAN Year 9

Year:

2018

Find

Additional Filter Options

No filters selected.

Hide columns with no data

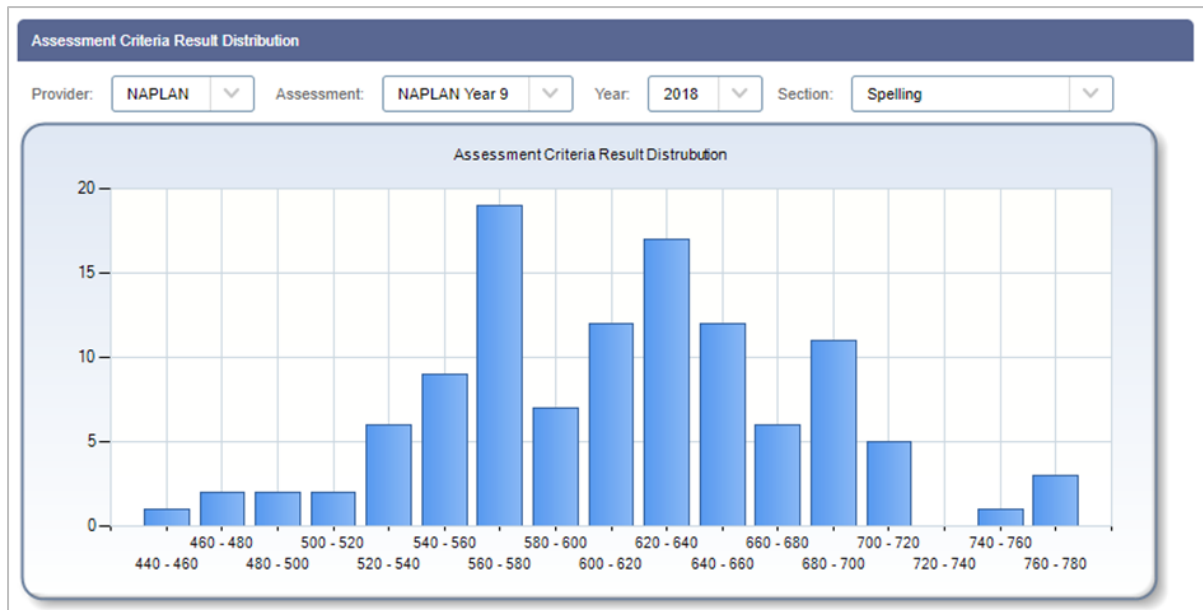
Enable Paging

M	Given Names	Family Name	Sex	Sorting Band	Sorting Score	Grammar and Punctuation Band	Grammar and Punctuation Score	Writing Band	Writing Score	Reading Band	Reading Score	Numeracy Band	Numeracy Score	Overall NAPLAN Score
5124042	Kai	Millard	M	Band 10	774	Band 10	721	Band 9	652	Band 10	773	Band 10	726	715
5126124	Jangel	Spark	F	Band 10	716	Band 8	583	Band 9	664	Band 9	669	Band 7	567	623
5131382	Brooke	Ruff	F	Band 10	716	Band 10	721	Band 9	629	Band 9	650	Band 10	694	653
5133545	Emily	Hebb	F	Band 10	774	Band 9	640	Band 9	664	Band 10	690	Band 8	632	662
5135382	Kian	Alvater	M	Band 10	740	Band 10	699	Band 7	428	Band 8	616	Band 10	694	579
5156143	Eve	O'Hara	F	Band 10	697	Band 10	699	Band 9	652	Band 9	650	Band 9	655	652
5152925	Theodore	Elgie	M	Band 10	697	Band 8	602	Band 7	558	Band 10	701	Band 10	748	669
5152381	Paige	Rast	F	Band 10	716	Band 9	659	Band 8	629	Band 10	726	Band 10	694	683
5151489	James	Brewer	M	Band 10	697	Band 10	744	Band 6	616	Band 10	726	Band 10	759	701
5177392	Joseph	Hebb	M	Band 10	697	Band 8	621	Band 9	652	Band 8	624	Band 8	632	626
5182736	James	Mccallum	M	Band 10	697	Band 8	621	Band 9	640	Band 9	650	Band 9	647	640
5191528	Tilly	Riway	F	Band 10	774	Band 10	900	Band 9	652	Band 10	756	Band 10	759	722
5192543	Charles	Gibbes	M	Band 10	697	Band 10	721	Band 7	548	Band 9	669	Band 9	676	631
5193271	Matilda	Chichia	F	Band 10	716	Band 10	699	Band 10	702	Band 10	690	Band 9	647	680
5192584	Jude	Empey	M	Band 10	716	Band 10	699	Band 9	676	Band 10	713	Band 10	720	703

12345678

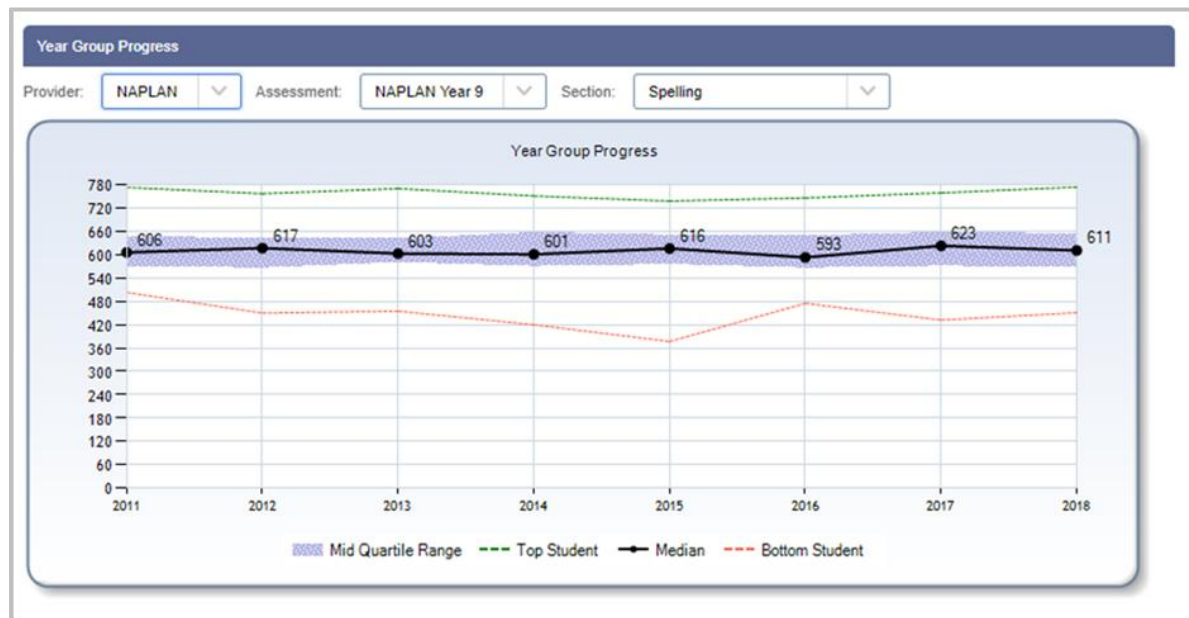
## External Results: Cohort Monitoring: Result Distribution

Location: *External Results > Assessment Results > Cohort Monitoring*



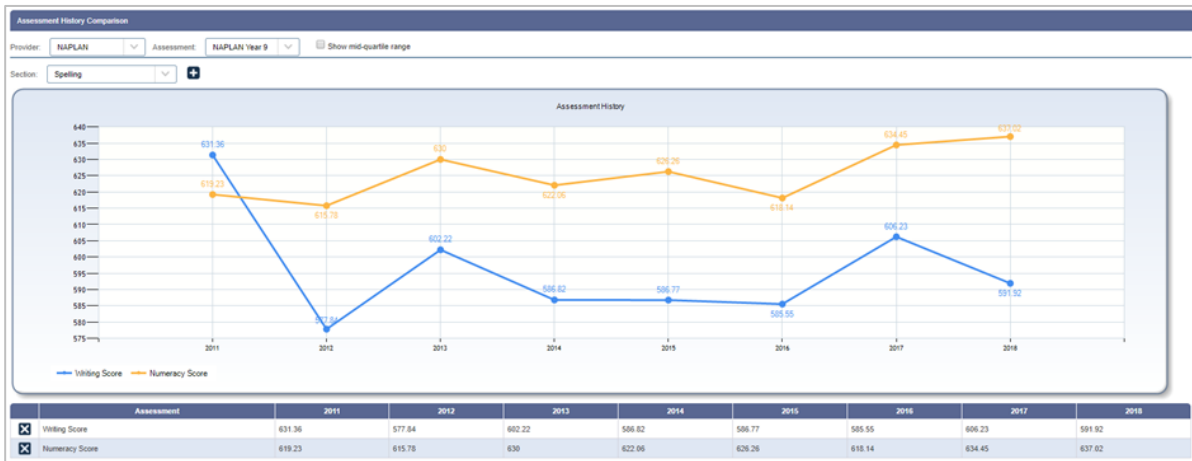
## External Results: Cohort Monitoring: Year Group Progress

Location: *External Results > Assessment Results > Cohort Monitoring*



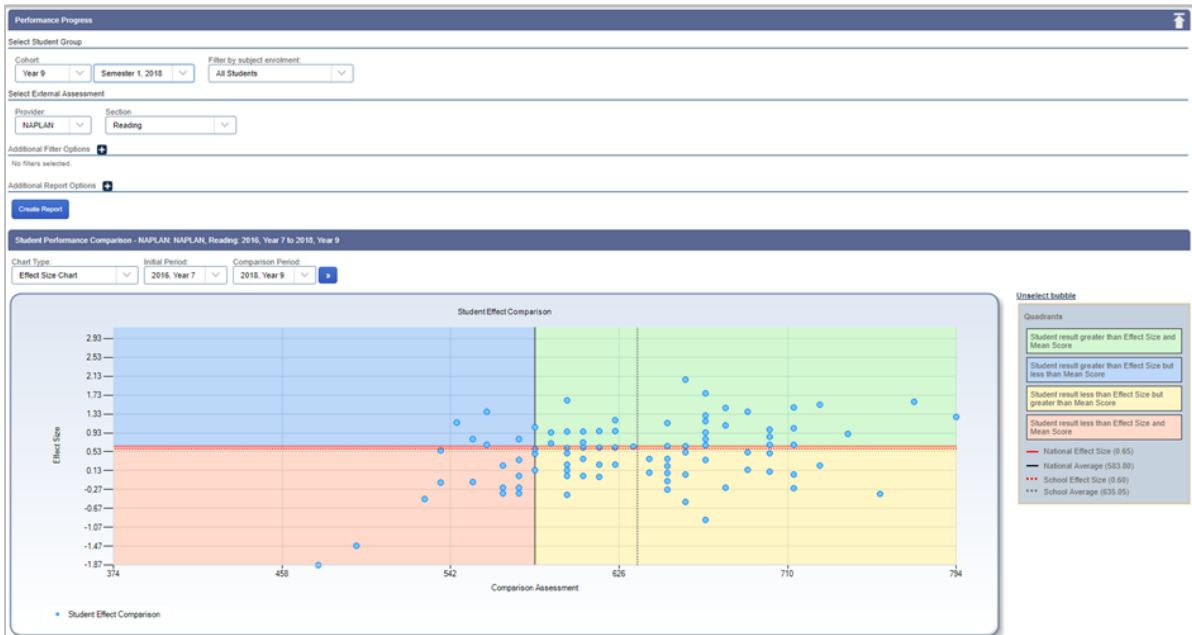
## External Results: History Monitoring: Assessment History Comparison

Location: External Results > Assessment Results > Assessment History Monitoring



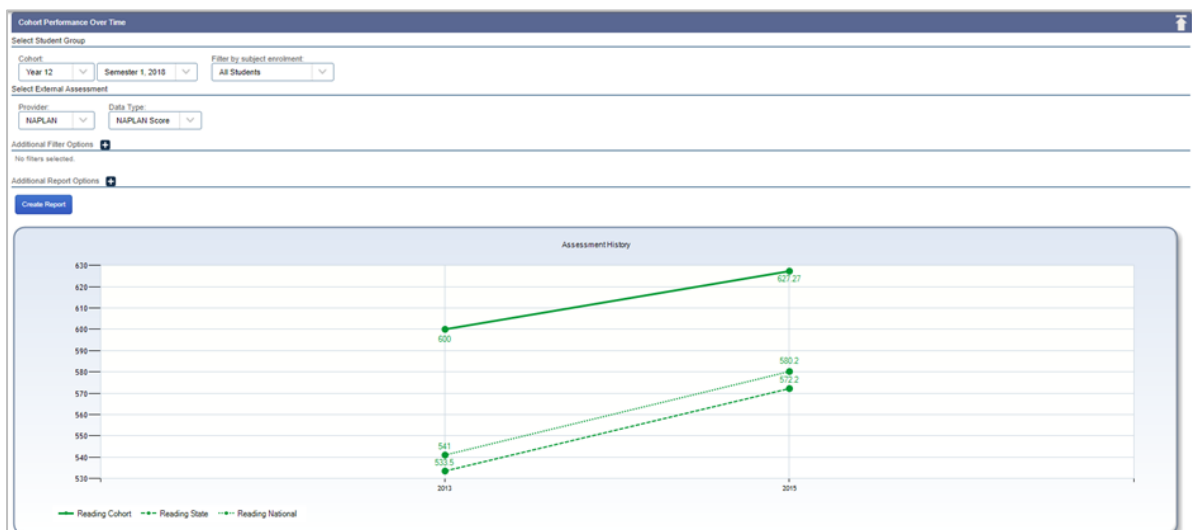
## Assessment Analysis: Performance Progress

Location: External Results > Assessment Analysis > Performance Progress



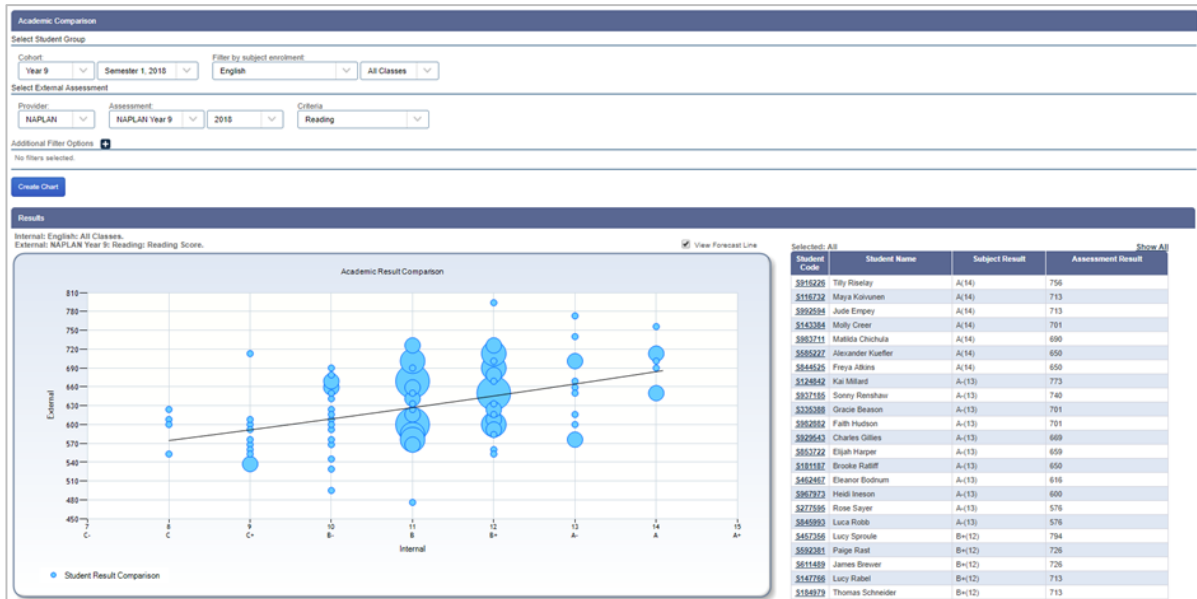
## Assessment Analysis: Performance Over Time

Location: External Results > Assessment Analysis > Cohort Performance Over Time



## Assessment Analysis: Academic Comparison

Location: *External Results > Assessment Analysis > Academic Comparison*



## Assessment Analysis: Performance at Risk

Location: *External Results > Assessment Analysis > Performance At Risk*

Performance At Risk

Provider: NAPLAN Earliest Assessment: NAPLAN Year 7 2015 Latest Assessment: NAPLAN Year 9 2015

Find all students who have Lost 2 or more points, in Reading between exams

Additional Filter Options: No filters selected.

M	Student Name	Sex	NAPLAN Year 7 (2015), Reading Band	NAPLAN Year 9 (2015), Reading Band	Difference
5839556	Alexander Wiggins	M	8	6	-2
5845856	Tyler Rogan	M	5	3	-2

## Cohort Reports: Cohort Summary

Location: *Reports > Cohort Reports > Cohort Summary*

Cohort Summary

The Cohort Summary report summarises GPA and External Assessment data for the selected cohort group. For each student the report includes the GPA for all available result periods and the latest available external assessment results (primary criteria only).

Select Current Cohort:

Year 10


Create Report

Report generation complete.



## Assessment Filtering

1. Go to the Location: **Administration/External Assessment/Assessment Filtering**
2. The **COMPONENT** input will set the external assessment screen showing the data (one of the screens from the previous pages).
3. The **ROLE** input indicates the specific role that the set external assessment filtering will be applied to.
4. Turn the visibility of the external assessment data on or off by adding or removing the ticks in the check boxes.
5. SAVE the new filtering by pressing the SAVE ALL button. You must do this for every



**Administration**  
Go to Analytics

- Home
- Result Entry
- External Assessment
  - Providers
  - Assessment Items
  - Assessment Filtering
  - Assessment Cutoffs
  - Combined Position
  - Predictive Analysis
- Analytics Setup
- Subject Setup
- Report Setup
- General Setup
- Academic Mentoring
- School Activity Setup
- User Management
- Configuration

Demonstration School Learning Analytics Suite (TrackOneAdmin) (Sign Out)

**Component Setup**

Component: Student: External Assessment Snapshot (Student Details) Role: Teacher Security

Provider: All Providers

**Save All**

Student: External Assessment Snapshot (Student Details)

NAPLAN	EduTest	AAS	ACER-PAT-	DRA	NAPLAN
<b>Spelling</b> <input checked="" type="checkbox"/> Spelling Band <input type="checkbox"/> Spelling Participation (Not Analysable) <input type="checkbox"/> Spelling Score <b>Grammar and Punctuation</b> <input checked="" type="checkbox"/> Grammar & Punctuation Band <input type="checkbox"/> Grammar & Punctuation Score <input type="checkbox"/> Grammar & Punctuation Participation (Not Analysable) <b>Writing</b> <input checked="" type="checkbox"/> Writing Band <input type="checkbox"/> Writing Score <input type="checkbox"/> Writing Participation (Not Analysable) <b>Reading</b> <input checked="" type="checkbox"/> Reading Band <input type="checkbox"/> Reading Score <input type="checkbox"/> Reading Participation (Not	<b>Verbal IQ</b> <input type="checkbox"/> Verbal Percentage <input type="checkbox"/> Verbal NGS <input checked="" type="checkbox"/> Verbal Stanine <input type="checkbox"/> Verbal Category (Not Analysable) <b>Numerical IQ</b> <input type="checkbox"/> Numerical Percentage <input type="checkbox"/> Numerical NGS <input checked="" type="checkbox"/> Numerical Stanine <input type="checkbox"/> Numerical Category (Not Analysable) <b>Reading Comprehension</b> <input type="checkbox"/> Reading Percentage <input type="checkbox"/> Reading NGS <input checked="" type="checkbox"/> Reading Stanine <input type="checkbox"/> Reading Category (Not Analysable)	<b>General Reasoning</b> <input checked="" type="checkbox"/> General Reasoning Stanine <input type="checkbox"/> General Reasoning Minimum <input type="checkbox"/> General Reasoning Maximum <b>Verbal Reasoning</b> <input checked="" type="checkbox"/> Verbal Reasoning Stanine <input type="checkbox"/> Verbal Reasoning Minimum <input type="checkbox"/> Verbal Reasoning Maximum <b>Non-Verbal Reasoning</b> <input checked="" type="checkbox"/> Non-Verbal Reasoning Stanine <input type="checkbox"/> Non-Verbal Reasoning Minimum <input type="checkbox"/> Non-Verbal Reasoning Maximum	<b>Results</b> <input type="checkbox"/> Raw Score <input checked="" type="checkbox"/> Scale Score <input type="checkbox"/> Stanine <input type="checkbox"/> Percentile	<b>Overall Results</b> <input checked="" type="checkbox"/> Combined Points <b>Engagement</b> <input checked="" type="checkbox"/> Engagement Score <b>Comprehension</b> <input checked="" type="checkbox"/> Comprehension Score	<b>NAPLAN Writing Score</b> <input type="checkbox"/> Audience % <input type="checkbox"/> Text Structure % <input type="checkbox"/> Ideas % <input type="checkbox"/> Persuasive Devices % <input type="checkbox"/> Character & Setting % <input type="checkbox"/> Vocabulary % <input type="checkbox"/> Cohesion % <input type="checkbox"/> Paragraphing % <input type="checkbox"/> Sentence Structure % <input type="checkbox"/> Punctuation % <input type="checkbox"/> Spelling % <input checked="" type="checkbox"/> Overall